



Rawal International School
Holidays Homework

Class: Nursery

It's Time to smile & play

My holidays are from 20th May, 19 (Monday)

WOW! I am waiting for the lovely day

I will have a lot of fun, with friends

I will play in the sun

All play and no work

I promise I will do one page of activity

With no refusal and no fighting

Name: _____ Roll No. _____

**The school will re-open on 01st
July, 19 (Monday) at regular
school timings.**

For The Parents

Be a friend: Play games with your child like - Ludo, Carrom- board or Scrabble.

Explore Nature: Take your child for morning walk, count trees, pebbles, flowers, plants etc while going for a walk.

Sharpen Memory: Put a few things on a tray, show the tray to your child for a while and then cover the tray. Ask your child to name the objects which were on the tray. This activity will help enhancing the memory and vocabulary of your child.

Book Can Be Our Best Friends

Reading Time: Reading story books enhances language and vocabulary development. Make bed time reading and regular practice with your child (with pictures and large text). After reading stories ask questions like "Did you like the story?" " Who was your favorite character in the story?" etc.

Suggested Story Book Series:

- Pepper
- Bruno
- Lady Bird(Level 1)

Suggested Television Channels

- Discovery Kids
- National Geographic
- Disney Junior

Suggested youtube Series

- Peppa Pig
- Braney
- Dora the Explorer

Suggested Movie to Watch

- Jungle Book
- Kungfu Panda 1,2,3
- Stuart Little
- Zootopia
- Taugled

Suggested places to visit

- Bal Bhawan
- Doll Museum
- Rail Museum

Personality Development

Inculcate following life skills in your child to help him/her become independent

- Buttoning and Unbuttoning the shirt.
- Laying the table
- Folding mat and clothes.
- Arranging their toy shelf.
- Learning to wear shoes and socks.
- Learning how to zip their school bag and their uniform shorts.
- Sorting and pairing household items.

Imbibe 'Social Skills' in your child

- Greeting with a smile when someone comes to the house.
- Conversing feely with visitors, relative coming over to the house.
- Answering the phone calls with the polite "Hello" also asking "May I know who is calling?"
- Speaking politely and sharing with pears.

My contribution towards saving the Environment

I promise:

- To plant a sapling and take care of it by watering it daily.
- To feed the birds with grains and water.
- To do my work myself like eating food, drinking water, taking bath, arranging my things etc.
- To respect and help everyone.

Personal Hygiene:

Encourage them to take care of personal hygiene by inculcating the following habits:

- Brush your teeth twice a day.
- Trim your nails weekly.
- Do not waste water and electricity.

- Keep your surroundings and environment clean. Never throw things out of the windows, car or balcony.

Fine Motor Development

To develop fine motor skills let your child indulge in activities like:

- Mashing Potatoes
- Rolling Chapatis
- Shelling out peas
- Zipping and unzipping
- Opening and closing the bottle cap/ tiffin lid
- Turning pages of a book
- Squeezing bath sponges
- Watering the plants using spray bottles

Gross Motor Development

To enhance the Gross Motor Skills of your child , enroll them in any of the following activities:

- Aerobics
- Skating
- Swimming
- Dance
- Music
- Summer Camps

Let's converse in small English sentences

Try to converse in English as much as you can because the best way to learn a language is to use it. Let's converse in small English sentences like:

- How are you? I am good, thank you.
- I am thirsty, please give me water.
- Please open / close my Tiffin.
- I am hungry, please give me food.
- I have finished my work.
- Please switch off the fan.
- Use words like: Good morning, Good night etc.
- Using the Magic words

I'm Sorry

May I!

Please

Thank you

Excuse Me

Holiday's homework sheets must be submitted in a properly labeled clear bag.

SCRAP BOOK ACTIVITY

1. Let's Explore nature :

Make a beautiful scrap book

1. Paste the pictures or real dried flowers of your choice in your scrap book. Like(Rose, Daisy, Daffodil, Marigold etc.) then do research work on the pasted flowers on following areas:

- Name of the flower
- Colour of the flower
- Size of flower (big/small)

2. Visit the nearest park and collect the dry leaves and paste it in the scrap book.

3. Let your child water a plant daily.

2. Father's Day

Every 3rd Sunday of June is being celebrated as Father's day every year. So help your child to prepare a beautiful card for his/her father to strengthen the father-child bond and click a photograph with his/her father and paste in the scrap book.

3. SANDWICH TIME

Let's make a sandwich

You will need: Two slices of brown bread, one cheese slice, four small round pieces of cucumber and tomato each

How to make: Keep cheese slice on one bread slice, put cucumber and tomato pieces on cheese slice.

Now cover the above with the second piece of bread.

Our healthy sandwich is ready.

Please paste the picture of the sandwich you have made in the scrap book.

Art and Craft Activity

1. Best out of waste:

- Make a decorative first aid box or hygiene kit by using shoe box, old tiffin box etc.
- Make a decorative pen stand by using old bangles, bottle, talcum powder box etc.
- Make any beautiful object by using waste material example piggy bank, wall hanging, photo frame etc....

2. Flash card : Make 3D Flash Cards or models of the following by using waste box or Thermanol.

- Roll No. (1 to 6) - Wild Animals
- Roll No. (7 to 12) - Aquatic Animals.
- Roll No. (13 to 19) - Birds
- Roll No. (20 to 25) - Insects

Kindly prepare your ward for the upcoming competition in the month of July.

English Recitation Competition - 12 July 2019 (Friday)

Theme: Wild Animals/ Jungle

- The rhyme should be of 5-8 lines .(not from the syllabus)
- Child should carry a prop/ wear a mask for effective presentation
- Send the poem in writing on a A4 size paper for teacher's reference.
- Give practice to your ward in summer vacations for fluency, expression, introduction, salutation and hand movement.

Kindly help your ward in doing the following pages from their respective books

- My first book of Alphabet : Read Pages 2 to 27.
- Fun with picture Dictionary: Read Pages 12 to 20.
- मेरी पहली वर्णमाला: पठन पाठन पृष्ठ 2 से 11.
- Art and Activity: Do Pages 6 to 8
- Help them revise all the topics covered in the class so far.

Subject: Hindi

प्रश्न 1 सही वर्ण पर गोला लगाओ।



इ (अ) ए



औ इ ओ



ए उ अ




अं ओ ए




अं औ इ



ए आ ई



अः ओ ऐ



ऊ ओ इ



ई उ इ



अं ओ ऊ



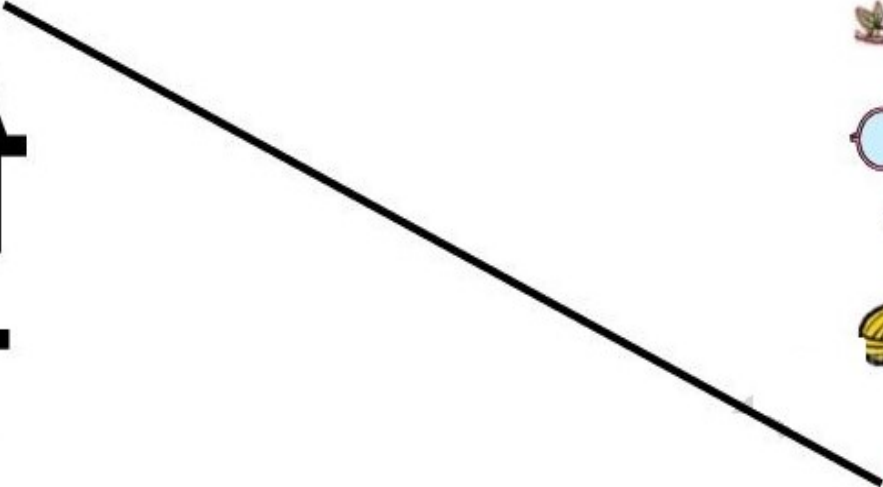
औ ऋ आ



ई उ ऊ


प्रश्न 2 सही वर्ण से मिलान करो।

अ
औ
आ
ए
उ
अं
ए
ऊ

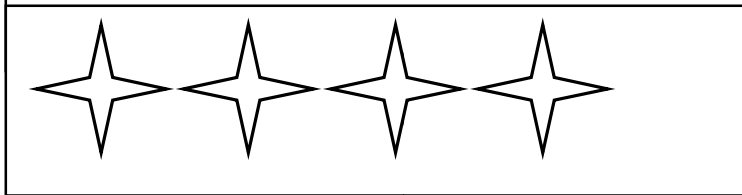


Subject: Maths


Q. 1 Count the objects and write the correct number:



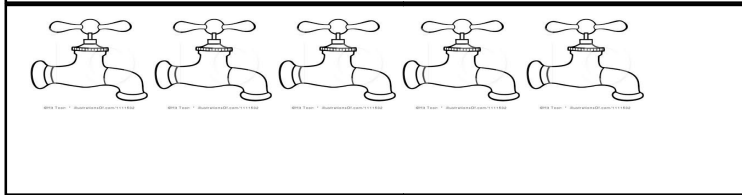
=




=



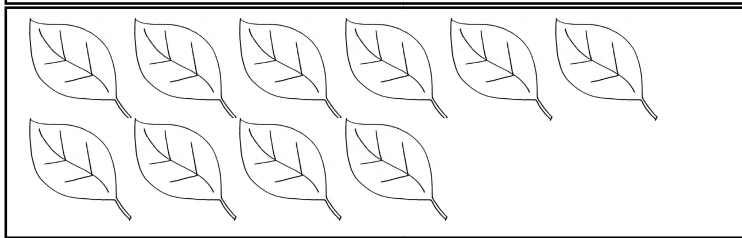
=




=



=

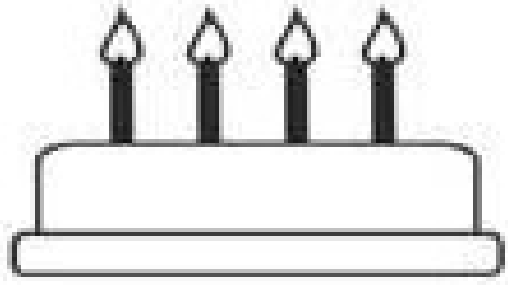


=

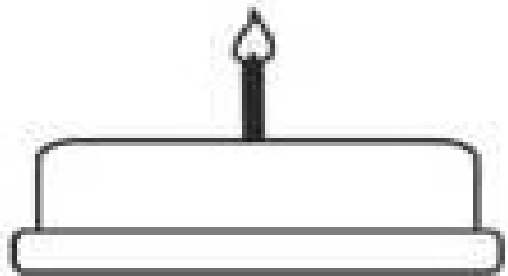


=


Q.2 Count the candles on each cake and match with the correct number.




2




4



5



1



3

Subject : English

Q1. Read and write the English alphabet in capital letters.

A B C D

E F G H

I J K L


M N O P

Q R S T

U V W X

Y Z

Q2. Colour the box that contains the correct beginning letter of the name of the given picture .



X	E	F
---	---	---



M	N	P
---	---	---



Y	Z	B
---	---	---



C	G	L
---	---	---



S	R	A
---	---	---



B	D	C
---	---	---



A	X	W
---	---	---



Y	C	O
---	---	---



J	P	L
---	---	---